

Safety Walkthrough of a Hydroponic Farm



System Access and PPE


To protect yourself you need **Personal Protective Equipment (PPE)**

Always required PPE:

- Gloves
- Lab coat
- Hairnet
- Shoe covers/designated system shoes

Sometimes required PPE:

- KN95 mask
- Safety goggles
- Grow light glasses



NOTE:

Always refer to a chemicals SDS sheet to ensure you are wearing the proper PPE



System Access and PPE

The system is a **closed, protected structure**.


Keep entry doors shut. The longer they are open, the higher the chance of pests entering!



Air Curtain




Footbath



Plastic Curtain



System Nomenclature



Seedling Area



Mechanical Room



Bard
HVAC



System Nomenclature


Full Spectrum LED Lights



Runway



Reservoir



Reservoir



The Reservoir holds the nutrient solution which constantly circulates through the hydroponic system.

It feeds and waters all the plants within the system.

There is a left side reservoir as well as a right side reservoir.



Runway



The Runway holds the plants in the nutrient solution which constantly circulates through the hydroponic system.

There are usually three runways on the right side and four runways on the left side. This all depends on the setup of the farm.

